

LEGAL REVIEW

Global Legal Private Equity and Venture Capital Review

Full Year 2024



LSEG DATA & ANALYTICS

Global Private Equity Review

Full Year 2024 | Global Private Equity & Venture Capital | Legal Advisors

Global Deals Intelligence

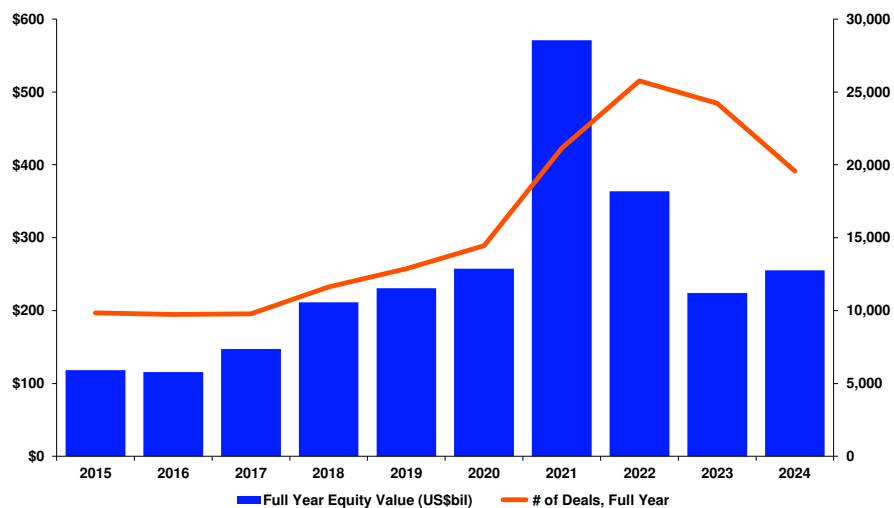
WORLDWIDE VENTURE CAPITAL ACTIVITY UP 14%

Worldwide venture capital activity totalled US\$255.2 billion during 2024, an increase of 14% compared to last year. By number of worldwide venture capital deals, 19,566 deals were completed during 2024, a decrease of 19% compared to last year.

WORLDWIDE BUYOUTS & RELATED ACTIVITY UP 37%

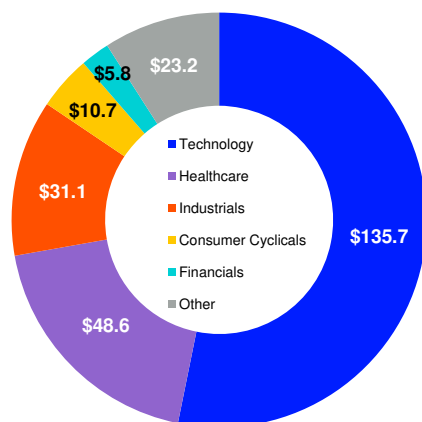
Worldwide buyout and related activity totalled US\$411.2 billion during 2024, an increase of 37% compared to last year. By number of worldwide buyout and related deals, 7,196 deals were announced or completed during 2024, a slight decrease of 1% from last year.

Global Venture Capital Activity

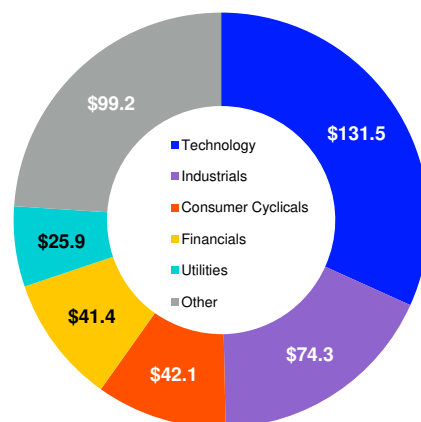


Global Private Equity Investment - Industry Composition

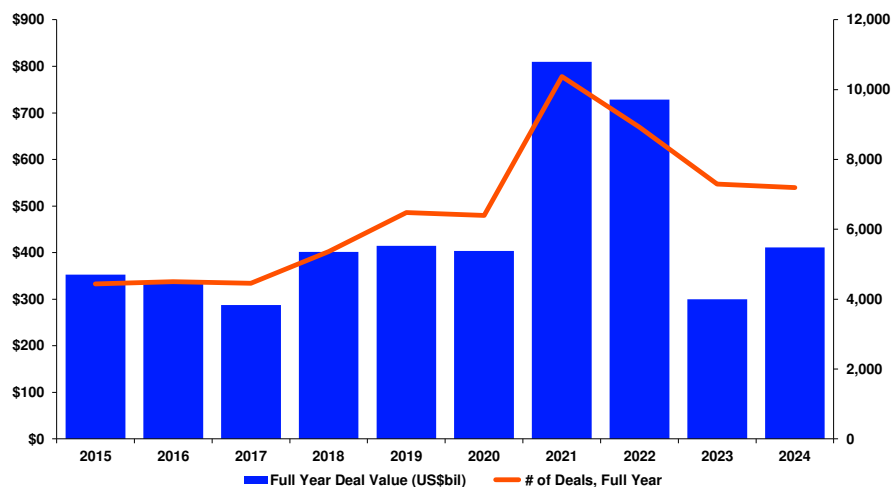
Venture Capital FY 2024 (US\$bil)



Buyout & Related FY 2024 (US\$bil)



Global Buyout & Related Activity



Global Rankings

Full Year 2024 | Global Private Equity & Venture Capital | Legal Advisors

Advisors to Company: All Private Equity Stages Based on Round Value

Legal Advisor to Company	Rank 2024	Rank 2023	Round Value (US\$mil)	# of Rounds
Skadden	1	7	\$41,532.7	37
Latham & Watkins	2	1	\$40,496.5	155
Kirkland & Ellis	3	4	\$29,659.0	194
Fenwick & West LLP	4	15	\$25,328.2	83
Simpson Thacher & Bartlett	5	93	\$20,512.5	39
Paul, Weiss	6	34	\$18,496.0	16
Cooley LLP	7	17	\$17,571.5	308
Freshfields Bruckhaus Deringer	8	6	\$14,500.0	8
Davis Polk & Wardwell	9	12	\$13,300.0	8
Goodwin Procter LLP	10	2	\$12,719.1	333
Clifford Chance	11	83	\$12,349.9	13
Wilson Sonsini Goodrich & Rosati	12	3	\$10,309.8	454
Sullivan & Cromwell	13	9	\$10,225.0	17
Stikeman Elliott	14	40	\$10,037.3	19
Langlois Kronstrm Desjardins G.P.	15	-	\$9,719.9	1
Proskauer Rose LLP	16	162	\$9,451.3	12
Wachtell Lipton Rosen & Katz	17	*68	\$9,093.3	6
DLA Piper LLP	18	10	\$8,591.2	152
Hogan Lovells	19	35	\$7,243.6	30
Paul Hastings LLP	20	78	\$7,236.0	46
Richards Layton & Finger	21	-	\$6,900.0	1
Linklaters	22	16	\$6,128.4	13
Sidley Austin LLP	23	25	\$5,744.0	22
Willkie Farr & Gallagher	24	48	\$5,218.6	45
White & Case LLP	25	27	\$5,145.0	45

Advisors to Company: Venture Capital Rounds Based on Round Value

Legal Advisor to Company	Rank 2024	Rank 2023	Round Value (US\$mil)	# of Rounds
Fenwick & West LLP	1	7	\$14,559.6	78
Goodwin Procter LLP	2	1	\$10,078.1	231
Wilson Sonsini Goodrich & Rosati	3	3	\$9,893.1	431
Cooley LLP	4	4	\$8,583.9	285
Latham & Watkins	5	6	\$4,335.8	43
Orrick Herrington & Sutcliffe LLP	6	5	\$3,606.3	119
Osler Hoskin & Harcourt LLP	7	9	\$2,349.6	54
Jincheng Tongda & Neal Law Firm	*8	-	\$2,059.1	1
King & Wood Mallesons	*8	-	\$2,059.1	1
AnJie Law Firm	*8	-	\$2,059.1	1
Hai Run Law Firm	*8	-	\$2,059.1	1
Pillsbury Winthrop Shaw Pitt LLP	12	10	\$1,786.2	55
DLA Piper LLP	13	8	\$1,593.0	54
Willkie Farr & Gallagher	14	-	\$1,100.0	2
Ropes & Gray	15	50	\$641.5	7
Trilegal	16	29	\$613.5	20
Slaughter and May	17	-	\$431.9	1
Kirkland & Ellis	18	-	\$408.0	2
Stibbe	19	-	\$388.1	1
White & Case LLP	20	11	\$370.0	10
Taylor Wessing LLP	21	-	\$321.9	3
Hogan Lovells	22	69	\$320.2	6
Linklaters	23	-	\$303.4	2
Freshfields Bruckhaus Deringer	24	16	\$300.0	1
Fasken Martineau DuMoulin LLP	25	22	\$296.3	28

Advisors to Company: LBO & Related Rounds Based on Round Value

Legal Advisor to Company	Rank 2024	Rank 2023	Round Value (US\$mil)	# of Rounds
Skadden	1	7	\$41,440.5	36
Latham & Watkins	2	1	\$36,160.8	112
Kirkland & Ellis	3	2	\$29,251.0	192
Simpson Thacher & Bartlett	4	92	\$20,469.9	37
Paul, Weiss	5	31	\$18,496.0	16
Freshfields Bruckhaus Deringer	6	5	\$14,200.0	7
Davis Polk & Wardwell	7	11	\$13,300.0	8
Clifford Chance	8	72	\$12,349.9	13
Fenwick & West LLP	9	19	\$10,768.6	5
Sullivan & Cromwell	10	9	\$10,225.0	17
Stikeman Elliott	11	35	\$9,984.3	18
Langlois Kronstrm Desjardins G.P.	12	-	\$9,719.9	1
Proskauer Rose LLP	13	*134	\$9,451.3	12
Wachtell Lipton Rosen & Katz	14	*60	\$9,093.3	5
Cooley LLP	15	43	\$8,987.3	23
Paul Hastings LLP	16	*94	\$7,129.9	43
DLA Piper LLP	17	14	\$6,998.3	98
Hogan Lovells	18	32	\$6,923.4	24
Richards Layton & Finger	19	-	\$6,900.0	1
Linklaters	20	13	\$5,825.0	11
Sidley Austin LLP	21	23	\$5,450.0	19
White & Case LLP	22	28	\$4,775.0	35
Taft, Stettinius & Hollister (OH)	23	*134	\$4,540.0	13
CMS	24	*100	\$4,317.5	8
Willkie Farr & Gallagher	25	41	\$4,118.6	43

Advisors to Firm: All Private Equity Stages Based on Round Value

Legal Advisor to Firm	Rank 2024	Rank 2023	Round Value (US\$mil)	# of Rounds
Kirkland & Ellis	1	1	\$104,933.4	286
Simpson Thacher & Bartlett	2	2	\$95,682.9	77
Latham & Watkins	3	3	\$70,619.5	198
Linklaters	4	34	\$45,516.4	43
Ropes & Gray	5	11	\$34,815.5	88
Paul, Weiss	6	27	\$32,619.3	33
Wilson Sonsini Goodrich & Rosati	7	16	\$29,515.3	222
Paul Hastings LLP	8	5	\$28,106.4	70
Gibson Dunn & Crutcher	9	9	\$27,586.2	84
Goodwin Procter LLP	10	6	\$23,418.6	442
Skadden	11	25	\$19,781.3	27
Sullivan & Cromwell	12	72	\$18,392.7	10
Cooley LLP	13	7	\$18,335.5	279
Willkie Farr & Gallagher	14	14	\$14,533.5	80
Debevoise & Plimpton	15	13	\$14,455.7	29
Akin, Gump, Strauss, Hauer & Feld	16	76	\$14,426.0	15
Cleary Gottlieb Steen & Hamilton	17	15	\$13,050.0	9
Stikeman Elliott	18	66	\$12,287.9	19
Gunderson Dettmer Stough Villeneuve Franklin&Hachi	19	21	\$10,025.2	4
Wachtell Lipton Rosen & Katz	20	89	\$9,811.0	4
Blake Cassels & Graydon	21	43	\$9,752.1	26
DLA Piper LLP	22	26	\$9,360.7	274
Mintz Levin Cohn Ferris Glovsky & Popeo	23	*166	\$7,600.0	3
Bennett Jones	24	28	\$6,349.4	11
AZB & Partners	25	4	\$6,241.9	37

*Indicates a Tie

Advisors to Firm: Venture Capital Rounds Based on Round Value

Legal Advisor to Firm	Rank 2024	Rank 2023	Round Value (US\$mil)	# of Rounds
Wilson Sonsini Goodrich & Rosati	1	3	\$29,160.8	212
Goodwin Procter LLP	2	2	\$22,270.4	331
Gibson Dunn & Crutcher	3	14	\$18,031.4	31
Willkie Farr & Gallagher	4	13	\$12,175.6	30
Cooley LLP	5	1	\$11,243.5	269
Gunderson Dettmer Stough Villeneuve Franklin&Hachi	6	4	\$10,025.2	3
DLA Piper LLP	7	8	\$8,092.8	207
Latham & Watkins	8	9	\$3,970.9	42
Orrick Herrington & Sutcliffe LLP	9	7	\$3,839.8	117
Fenwick & West LLP	10	10	\$2,716.8	65
Sidley Austin LLP	11	12	\$2,615.3	22
Kirkland & Ellis	12	29	\$2,441.7	21
Simpson Thacher & Bartlett	13	56	\$2,135.0	4
Pillsbury Winthrop Shaw Pitt LLP	14	18	\$1,998.8	81
Morgan Lewis & Bockius	15	21	\$1,708.0	9
Reitler Kailas & Rosenblatt LLC	16	-	\$1,340.4	48
Khaitan & Co	17	16	\$1,338.0	30
Jingtian & Gongcheng	18	63	\$1,198.7	21
Morrison & Foerster	19	38	\$1,105.2	2
Cyril Amarchand Mangaldas	20	25	\$1,087.0	10
Weil Gotshal & Manges	21	59	\$1,042.2	6
Cassels Brock & Blackwell LLP	22	-	\$900.5	2
Trilegal	23	33	\$828.9	28
Linklaters	24	24	\$760.3	6
Ropes & Gray	25	5	\$732.4	10

Advisors to Firm: LBO & Related Rounds Based on Round Value

Legal Advisor to Firm	Rank 2024	Rank 2023	Round Value (US\$mil)	# of Rounds
Kirkland & Ellis	1	1	\$102,491.6	265
Simpson Thacher & Bartlett	2	2	\$93,547.9	73
Latham & Watkins	3	5	\$66,648.6	156
Linklaters	4	32	\$44,756.1	37
Ropes & Gray	5	16	\$34,083.2	78
Paul, Weiss	6	21	\$32,269.3	32
Paul Hastings LLP	7	4	\$28,048.9	64
Skadden	8	22	\$19,387.9	23
Sullivan & Cromwell	9	63	\$18,374.0	9
Akin, Gump, Strauss, Hauer & Feld	10	65	\$14,290.0	14
Debevoise & Plimpton	11	9	\$14,225.0	23
Cleary Gottlieb Steen & Hamilton	12	11	\$12,700.0	8
Stikeman Elliott	13	55	\$12,246.1	17
Wachtell Lipton Rosen & Katz	14	77	\$9,811.0	4
Blake Cassels & Graydon	15	37	\$9,712.1	22
Gibson Dunn & Crutcher	16	7	\$9,554.8	53
Mintz Levin Cohn Ferris Glovsky & Popeo	17	*116	\$7,600.0	3
Cooley LLP	18	76	\$7,092.0	10
Bennett Jones	19	23	\$6,349.4	11
Vinson & Elkins LLP	20	53	\$6,027.5	16
AZB & Partners	21	3	\$5,582.5	26
King & Spalding	22	*48	\$5,554.0	8
Hogan Lovells	23	34	\$5,124.8	34
Freshfields Bruckhaus Deringer	24	17	\$5,094.0	10
Milbank LLP	25	13	\$4,653.0	9

Global Rankings

Full Year 2024 | Global Private Equity & Venture Capital | Legal Advisors

Advisors to Company: All Private Equity Stages Based on Number of Rounds

Legal Advisor to Company	Rank 2024	Rank 2023	# of Rounds	Round Value (US\$mil)
Wilson Sonsini Goodrich & Rosati	1	2	454	\$10,309.8
Goodwin Procter LLP	2	1	333	\$12,719.1
Cooley LLP	3	4	308	\$17,571.5
Kirkland & Ellis	4	7	194	\$29,659.0
Latham & Watkins	5	6	155	\$40,496.5
Holland & Knight LLP	6	12	154	\$483.6
DLA Piper LLP	7	3	152	\$8,591.2
Orrick Herrington & Sutcliffe LLP	8	5	125	\$3,626.6
Fenwick & West LLP	9	*8	83	\$25,328.2
McGuireWoods LLP	10	*8	71	\$0.0
Pillsbury Winthrop Shaw Pitt LLP	11	10	69	\$2,495.7
Osler Hoskin & Harcourt LLP	12	11	61	\$2,679.6
K&L Gates	13	20	52	\$216.0
Ropes & Gray	14	*16	49	\$3,091.5
Fasken Martineau DuMoulin LLP	15	*18	48	\$1,287.1
McDermott Will & Emery	16	14	47	\$576.3
Paul Hastings LLP	17	*16	46	\$7,236.0
Willkie Farr & Gallagher	*18	24	45	\$5,218.6
White & Case LLP	*18	13	45	\$5,145.0
Trilegal	20	39	40	\$2,764.2
Simpson Thacher & Bartlett	21	30	39	\$20,512.5
Bass Berry & Sims PLC	22	15	38	\$300.0
Skadden	*23	*27	37	\$41,532.7
Winston & Strawn	*23	*31	37	\$84.4
Jones Day	25	*27	36	\$1,199.0

Advisors to Company: Venture Capital Rounds Based on Number of Rounds

Legal Advisor to Company	Rank 2024	Rank 2023	# of Rounds	Round Value (US\$mil)
Wilson Sonsini Goodrich & Rosati	1	1	431	\$9,893.1
Cooley LLP	2	3	285	\$8,583.9
Goodwin Procter LLP	3	2	231	\$10,078.1
Orrick Herrington & Sutcliffe LLP	4	4	119	\$3,606.3
Fenwick & West LLP	5	6	78	\$14,559.6
Pillsbury Winthrop Shaw Pitt LLP	6	7	55	\$1,786.2
DLA Piper LLP	*7	5	54	\$1,593.0
Osler Hoskin & Harcourt LLP	*7	8	54	\$2,349.6
Latham & Watkins	9	9	43	\$4,335.8
Fasken Martineau DuMoulin LLP	10	10	28	\$296.3
Trilegal	11	*17	20	\$613.5
Reiter Kailas & Rosenblatt LLC	12	-	19	\$146.5
Herbert Smith Freehills	13	*21	18	\$237.8
Indus Law	14	*58	16	\$148.8
Holland & Knight LLP	15	*58	11	\$152.1
Zhong Lun Law Firm	*16	-	10	\$290.4
White & Case LLP	*16	14	10	\$370.0
McDermott Will & Emery	18	11	9	\$163.0
K&L Gates	*19	15	8	\$94.1
AZB & Partners	*19	*38	8	\$217.7
Jones Day	*19	13	8	\$104.8
Ropes & Gray	*22	*58	7	\$641.5
Khaitan & Co	*22	12	7	\$201.6
CMS	*22	*24	7	\$176.2

Advisors to Company: LBO & Related Rounds Based on Number of Rounds

Legal Advisor to Company	Rank 2024	Rank 2023	# of Rounds	Round Value (US\$mil)
Kirkland & Ellis	1	3	192	\$29,251.0
Holland & Knight LLP	2	6	143	\$331.5
Latham & Watkins	3	4	112	\$36,160.8
Goodwin Procter LLP	4	2	102	\$2,641.0
DLA Piper LLP	5	1	98	\$6,998.3
McGuireWoods LLP	6	5	71	\$0.0
K&L Gates	7	18	44	\$121.9
Willkie Farr & Gallagher	*8	17	43	\$4,118.6
Paul Hastings LLP	*8	11	43	\$7,129.9
Ropes & Gray	10	10	42	\$2,450.0
McDermott Will & Emery	11	*8	38	\$413.2
Simpson Thacher & Bartlett	*12	*21	37	\$20,469.9
Winston & Strawn	*12	*21	37	\$84.4
Skadden	*14	19	36	\$41,440.5
Bass Berry & Sims PLC	*14	*8	36	\$4,245.0
White & Case LLP	16	7	35	\$4,775.0
Alston & Bird	17	14	32	\$0.0
Weil Gotshal & Manges	18	23	30	\$3,210.0
Jones Day	19	*28	28	\$1,094.2
Squire Patton Boggs LLP	20	*99	27	\$656.5
Hogan Lovells	21	24	24	\$6,923.4
Wilson Sonsini Goodrich & Rosati	*22	*47	23	\$416.7
Cooley LLP	*22	*12	23	\$8,987.3
Gibson Dunn & Crutcher	*22	16	23	\$45.0

Advisors to Firm: All Private Equity Stages Based on Number of Rounds

Legal Advisor to Firm	Rank 2024	Rank 2023	# of Rounds	Round Value (US\$mil)
Goodwin Procter LLP	1	1	442	\$23,418.6
Kirkland & Ellis	2	4	286	\$104,933.4
Cooley LLP	3	2	279	\$18,335.5
DLA Piper LLP	4	3	274	\$9,360.7
Wilson Sonsini Goodrich & Rosati	5	6	222	\$29,515.3
Latham & Watkins	6	5	198	\$70,619.5
McDermott Will & Emery	7	8	144	\$1,753.6
Orrick Herrington & Sutcliffe LLP	8	7	123	\$3,924.4
Pillsbury Winthrop Shaw Pitt LLP	9	9	92	\$2,276.0
Ropes & Gray	10	14	88	\$34,815.5
Gibson Dunn & Crutcher	11	*11	84	\$27,586.2
Willkie Farr & Gallagher	12	10	80	\$14,533.5
Holland & Knight LLP	13	21	78	\$860.6
Simpson Thacher & Bartlett	14	17	77	\$95,682.9
Jones Day	15	*11	75	\$1,345.4
Paul Hastings LLP	16	24	70	\$28,106.4
Davis Polk & Wardwell	59	42	14	\$3,471.0
Fenwick & West LLP	17	18	66	\$2,756.8
Morgan Lewis & Bockius	55	28	15	\$1,708.0
McGuireWoods LLP	19	34	54	\$118.7
Hogan Lovells	*21	20	52	\$5,821.9
Trilegal	*21	26	52	\$2,512.9
Reiter Kailas & Rosenblatt LLC	23	-	50	\$1,340.4
Sidley Austin LLP	24	15	48	\$4,624.9
Linklaters	25	*40	43	\$45,516.4

*Indicates a Tie

Advisors to Firm: Venture Capital Rounds Based on Number of Rounds

Legal Advisor to Firm	Rank 2024	Rank 2023	# of Rounds	Round Value (US\$mil)
Goodwin Procter LLP	1	1	331	\$22,270.4
Cooley LLP	2	2	269	\$11,243.5
Wilson Sonsini Goodrich & Rosati	3	3	212	\$29,160.8
DLA Piper LLP	4	4	207	\$8,092.8
Orrick Herrington & Sutcliffe LLP	5	5	117	\$3,839.8
Pillsbury Winthrop Shaw Pitt LLP	6	6	81	\$1,998.8
Fenwick & West LLP	7	7	65	\$2,716.8
Reiter Kailas & Rosenblatt LLC	8	-	48	\$1,340.4
Latham & Watkins	9	*9	42	\$3,970.9
Gibson Dunn & Crutcher	*10	23	31	\$18,031.4
Holland & Knight LLP	*10	15	31	\$670.6
Willkie Farr & Gallagher	*12	*9	30	\$12,175.6
Khaitan & Co	*12	16	30	\$1,338.0
Trilegal	*14	*17	28	\$828.9
Osler Hoskin & Harcourt LLP	*14	*13	28	\$427.1
Fasken Martineau DuMoulin LLP	*14	*32	28	\$296.8
Jones Day	17	12	27	\$723.0
Sidley Austin LLP	18	8	22	\$2,615.3
Kirkland & Ellis	*19	*46	21	\$2,441.7
Jingtian & Gongcheng	*19	*83	21	\$1,198.7
McDermott Will & Emery	21	*19	19	\$589.6
Hogan Lovells	*22	*17	18	\$697.1
K&L Gates	*22	30	18	\$404.7
Indus Law	*22	-	18	\$216.1
Kim & Chang	25	*37	14	\$200.8

Advisors to Firm: LBO & Related Rounds Based on Number of Rounds

Legal Advisor to Firm	Rank 2024	Rank 2023	# of Rounds	Round Value (US\$mil)
Kirkland & Ellis	1	1	265	\$102,491.6
Latham & Watkins	2	2	156	\$66,648.6
McDermott Will & Emery	3	4	125	\$1,164.1
Goodwin Procter LLP	4	3	111	\$1,148.2
Ropes & Gray	5	6	78	\$34,083.2
Simpson Thacher & Bartlett	6	11	73	\$93,547.9
DLA Piper LLP	7	9	67	\$1,267.9
Paul Hastings LLP	8	14	64	\$28,048.9
Weil Gotshal & Manges	9	12	59	\$1,817.7
Gibson Dunn & Crutcher	10	5	53	\$9,554.8
McGuireWoods LLP	11	20	51	\$0.0
Willkie Farr & Gallagher	12	10	50	\$2,358.0
Jones Day	13	*7	48	\$622.4
Holland & Knight LLP	14	31	47	\$190.0
White & Case LLP	15	*7	44	\$1,088.1
Linklaters	16	*32	37	\$44,756.1
Hogan Lovells	17	*16	34	\$5,124.8
Paul, Weiss	18	21	32	\$32,269.3
Sidley Austin LLP	*19	*16	26	\$2,009.6
AZB & Partners	*19	*27	26	\$5,582.5
Dechert	*19	46	26	\$4,422.4
Trilegal	*22	*37	24	\$1,684.1
Mayer Brown LLP	*22	*27	24	\$85.0
Allen Overy Shearman Sterling LLP	*22	*40	24	\$1,992.2

Regional Rankings

Full Year 2024 | Global Private Equity & Venture Capital | Legal Advisors

Advisors to Company: Americas All Private Equity Stages: Based on Round Value

Legal Advisor to Company	Rank 2024	Round Value (US\$mil)	# of Rounds
Skadden	1	\$38,885.5	23
Latham & Watkins	2	\$33,055.8	109
Kirkland & Ellis	3	\$28,064.3	174
Fenwick & West LLP	4	\$25,236.7	81
Simpson Thacher & Bartlett	5	\$20,512.5	34
Paul, Weiss	6	\$18,496.0	15
Cooley LLP	7	\$15,853.9	282
Davis Polk & Wardwell	8	\$13,300.0	7
Goodwin Procter LLP	9	\$10,243.4	250
Stikeman Elliott	10	\$10,037.3	18
Langlois Kronstrm Desjardins G.P.	11	\$9,719.9	1
Proskauer Rose LLP	12	\$9,258.0	3
Wilson Sonsini Goodrich & Rosati	13	\$9,009.7	394
Freshfields Bruckhaus Deringer	14	\$7,600.0	3
Richards Layton & Finger	15	\$6,900.0	1
Hogan Lovells	16	\$6,295.3	6
Sullivan & Cromwell	17	\$6,175.0	13
Willkie Farr & Gallagher	18	\$5,218.6	35
Paul Hastings LLP	19	\$5,202.4	35
Wachtell Lipton Rosen & Katz	20	\$5,043.3	5
Clifford Chance	21	\$4,935.0	5
Taft, Stettinius & Hollister (OH)	22	\$4,540.0	13
Linklaters	23	\$4,425.0	3
DLA Piper LLP	24	\$4,170.2	75
Akin, Gump, Strauss, Hauer & Feld	25	\$3,820.0	10

Advisors to Company: Europe All Private Equity Stages: Based on Round Value

Legal Advisor to Company	Rank 2024	Round Value (US\$mil)	# of Rounds
Clifford Chance	1	\$7,414.9	8
Freshfields Bruckhaus Deringer	2	\$6,900.0	4
Latham & Watkins	3	\$6,107.5	38
CMS	4	\$4,493.7	15
White & Case LLP	5	\$4,430.0	32
DLA Piper LLP	6	\$4,342.4	71
Sullivan & Cromwell	*7	\$4,050.0	4
Sidley Austin LLP	*7	\$4,050.0	1
Wachtell Lipton Rosen & Katz	*7	\$4,050.0	1
Macfarlanes	10	\$3,223.7	5
Skadden	11	\$2,647.2	13
Goodwin Procter LLP	12	\$2,300.8	73
Paul Hastings LLP	13	\$2,033.7	11
Kirkland & Ellis	14	\$1,594.7	16
Orrick Herrington & Sutcliffe LLP	15	\$1,363.3	50
Wilson Sonsini Goodrich & Rosati	16	\$1,245.0	45
Chiomenti Studio Legal	17	\$1,131.2	3
Hogan Lovells	18	\$938.2	23
Addleshaw Goddard	19	\$792.2	3
Cooley LLP	20	\$672.8	19
Squire Patton Boggs LLP	21	\$672.7	28
Travers Smith	22	\$635.2	1
Jones Day	23	\$558.0	11
Slaughter and May	24	\$431.9	3
DAC Beachcroft LLP	25	\$397.8	1

Advisors to Company: Asia Pacific All Private Equity Stages: Based on Round Value

Legal Advisor to Company	Rank 2024	Round Value (US\$mil)	# of Rounds
Trilegal	1	\$2,734.2	35
Jincheng Tongda & Neal Law Firm	*2	\$2,059.1	1
King & Wood Mallesons	*2	\$2,059.1	1
AnJie Law Firm	*2	\$2,059.1	1
Hai Run Law Firm	*2	\$2,059.1	1
TMI Associates	6	\$1,946.3	2
Lee & Ko	7	\$1,869.7	6
Khaitan & Co	8	\$1,813.5	15
Latham & Watkins	9	\$1,333.2	6
Chapman Tripp	10	\$1,201.8	1
Herbert Smith Freehills	11	\$1,152.9	16
Nishimura & Asahi	12	\$1,099.9	10
Cooley LLP	13	\$1,044.8	7
Cyril Amarchand Mangaldas	14	\$743.0	11
Thomson Geer	15	\$718.0	1
AZB & Partners	16	\$595.5	16
Allens	*17	\$300.0	1
Kain Lawyers	*17	\$300.0	1
Zhong Lun Law Firm	19	\$290.4	10
Indus Law	20	\$278.6	18
J Sagar Associates	21	\$268.0	8
Zhonglun W&D Law Firm	22	\$264.3	6
Webber Wentzel	23	\$250.0	1
Linklaters	24	\$195.0	1
Corrs	25	\$165.9	1

Advisors to Firm: Americas All Private Equity Stages: Based on Round Value

Legal Advisor to Firm	Rank 2024	Round Value (US\$mil)	# of Rounds
Kirkland & Ellis	1	\$78,701.4	231
Simpson Thacher & Bartlett	2	\$70,810.0	56
Latham & Watkins	3	\$53,861.4	112
Ropes & Gray	4	\$32,773.2	72
Wilson Sonsini Goodrich & Rosati	5	\$28,810.5	192
Gibson Dunn & Crutcher	6	\$23,400.2	63
Goodwin Procter LLP	7	\$19,955.9	305
Paul Hastings LLP	8	\$18,562.0	45
Sullivan & Cromwell	9	\$18,392.7	7
Cooley LLP	10	\$16,696.1	240
Skadden	11	\$16,062.4	14
Paul, Weiss	12	\$15,296.2	28
Debevoise & Plimpton	13	\$14,430.1	22
Akin, Gump, Strauss, Hauer & Feld	14	\$14,426.0	13
Cleary Gottlieb Steen & Hamilton	15	\$13,050.0	7
Willkie Farr & Gallagher	16	\$12,763.8	48
Stikeman Elliott	17	\$12,287.9	18
Gunderson Dettmer Stough Villeneuve Franklin&Hachi	18	\$10,009.0	3
Wachtell Lipton Rosen & Katz	19	\$9,811.0	4
Blake Cassels & Graydon	20	\$9,752.1	26
Mintz Levin Cohn Ferris Glovsky & Popeo	21	\$7,600.0	3
DLA Piper LLP	22	\$7,353.2	168
Bennett Jones	23	\$6,349.4	11
Vinson & Elkins LLP	24	\$6,062.5	21
King & Spalding	25	\$5,554.0	8

*Indicates a Tie

Advisors to Firm: Europe All Private Equity Stages: Based on Round Value

Legal Advisor to Firm	Rank 2024	Round Value (US\$mil)	# of Rounds
Kirkland & Ellis	1	\$26,102.0	52
Linklaters	2	\$18,208.9	37
Paul, Weiss	3	\$15,267.6	4
Latham & Watkins	4	\$14,391.4	65
Paul Hastings LLP	5	\$9,544.4	25
Simpson Thacher & Bartlett	6	\$4,649.3	11
Freshfields Bruckhaus Deringer	7	\$4,169.0	9
Gleiss Lutz	8	\$3,802.8	1
Skadden	9	\$3,718.9	13
AZB & Partners	10	\$3,552.2	4
Osler Hoskin & Harcourt LLP	11	\$3,254.7	2
Gianni & Orioni	12	\$3,181.0	1
Goodwin Procter LLP	13	\$2,714.1	113
Hogan Lovells	14	\$2,564.4	43
Gibson Dunn & Crutcher	15	\$2,109.9	15
Travers Smith	16	\$1,993.7	3
Orrick Herrington & Sutcliffe LLP	17	\$1,968.6	43
DLA Piper LLP	18	\$1,711.8	82
Willkie Farr & Gallagher	19	\$1,665.5	27
Cooley LLP	20	\$1,606.5	36
White & Case LLP	21	\$1,469.6	37
Clifford Chance	22	\$1,045.9	17
Morrison & Foerster	23	\$1,045.2	1
Dechert	24	\$933.3	5
Schoenherr Attorney's at Law	25	\$887.4	3

Advisors to Firm: Asia Pacific All Private Equity Stages: Based on Round Value

Legal Advisor to Firm	Rank 2024	Round Value (US\$mil)	# of Rounds
Linklaters	1	\$24,547.5	3
Simpson Thacher & Bartlett	2	\$20,223.6	10
Anderson Mori & Tomotsune	3	\$4,594.8	10
Kim & Chang	4	\$3,158.0	23
Trilegal	5	\$2,404.4	41
AZB & Partners	6	\$2,339.8	22
Cyril Amarchand Mangaldas	7	\$2,106.0	17
Paul, Weiss	8	\$2,055.4	1
Gibson Dunn & Crutcher	9	\$1,918.6	2
Ropes & Gray	10	\$1,800.9	6
Herbert Smith Freehills	11	\$1,723.3	17
J Sagar Associates	12	\$1,648.2	15
Nishimura & Asahi	13	\$1,604.6	18
Latham & Watkins	14	\$1,538.6	16
Khaitan & Co	15	\$1,487.1	33
WongPartnership LLP	16	\$1,475.9	15
Bell Gully	17	\$1,201.8	1
Jingtian & Gongcheng	18	\$1,198.7	21
Allens	19	\$718.0	1
Veritas Legal	20	\$672.6	6
Nagashima Ohno & Tsunematsu	21	\$557.5	8
Goodwin Procter LLP	22	\$554.1	14
Talwar Thakore & Associates	23	\$534.4	4
Lee & Ko	24	\$294.4	8
Sidley Austin LLP	25	\$222.9	3

Global Rankings

Full Year 2024 | Global Private Equity & Venture Capital | Legal Advisors

If you would like to participate in the submission process, receive quarterly press releases, or have questions about our full league table criteria please contact:

UNITED STATES

Xavier Sweeney
Tel: (+1) 646-794-7823
xavier.sweeney@lseg.com

Adrian Carlos Avellanosa
Tel: (+63) 977-801-9945
adrian.avellanosa@lseg.com

CANADA

Hunter Selts
Tel: (+1) 631-690-6015
hunter.selts@lseg.com

EMEA

Harry Tsang
Tel: (+44) 0776 9366 888
harry.tsang@lseg.com

ASIA PACIFIC

Antoinette Reyes
Tel: (+63) 917-5215-026
antoinette.reyes@lseg.com

League Tables include all Private Equity (PE) and Venture Capital (VC) rounds completed or announced during the full year of 2024 that are eligible for the LSEG Data & Analytics database. The LSEG Data & Analytics PE database tracks PE and VC investments made by venture capital firms, buyout firms, generalist firms, angel investor networks, Small Business Investment Companies (SBICs), venture subsidiaries of corporations or investment banks and other similar entities whose primary activity is PE or VC investment. Investments are tracked by their completion or disbursement dates. The data included in the Global Private Equity Review was collected from a variety of sources including regulatory filings, press releases, LSEG Data & Analytics PE and M&A databases, and contributed submissions from venture capital firms, buyout firms, generalist firms, and law firms. All data is as of February 19th, 2025.

Venture Capital League tables include eligible seed, early stage, expansion stage, and later stage equity investment (common stock) rounds. LSEG Data & Analytics begins tracking rounds at the first investment from a venture capital firm and tracks all subsequent equity financing rounds. Angel, incubator and similar investments are considered pre-venture financing if the company has received no prior qualifying venture capital investment, and are not included in the report.

Buyout and PE Related League tables include eligible PE backed add-on acquisitions, leveraged buyouts, management buyouts, management buy-ins, secondary buyouts, recapitalization and turnaround financing, mezzanine, and secondary purchases. Round Value for Buyout and Related PE Rounds include equity and debt financing, when applicable, for each eligible round.

Rounds with undisclosed dollar values are included in the LSEG Data & Analytics PE/VC League Tables and count towards the total number of rounds count. Non-US dollar denominated transactions are converted to the US dollar equivalent based on the completion or disbursement date.

Legal advisors are ranked based on their provision of legal advisory services to either the company or the firm and are awarded full League Table credit for each advised investment round (i.e. credit is not "split").

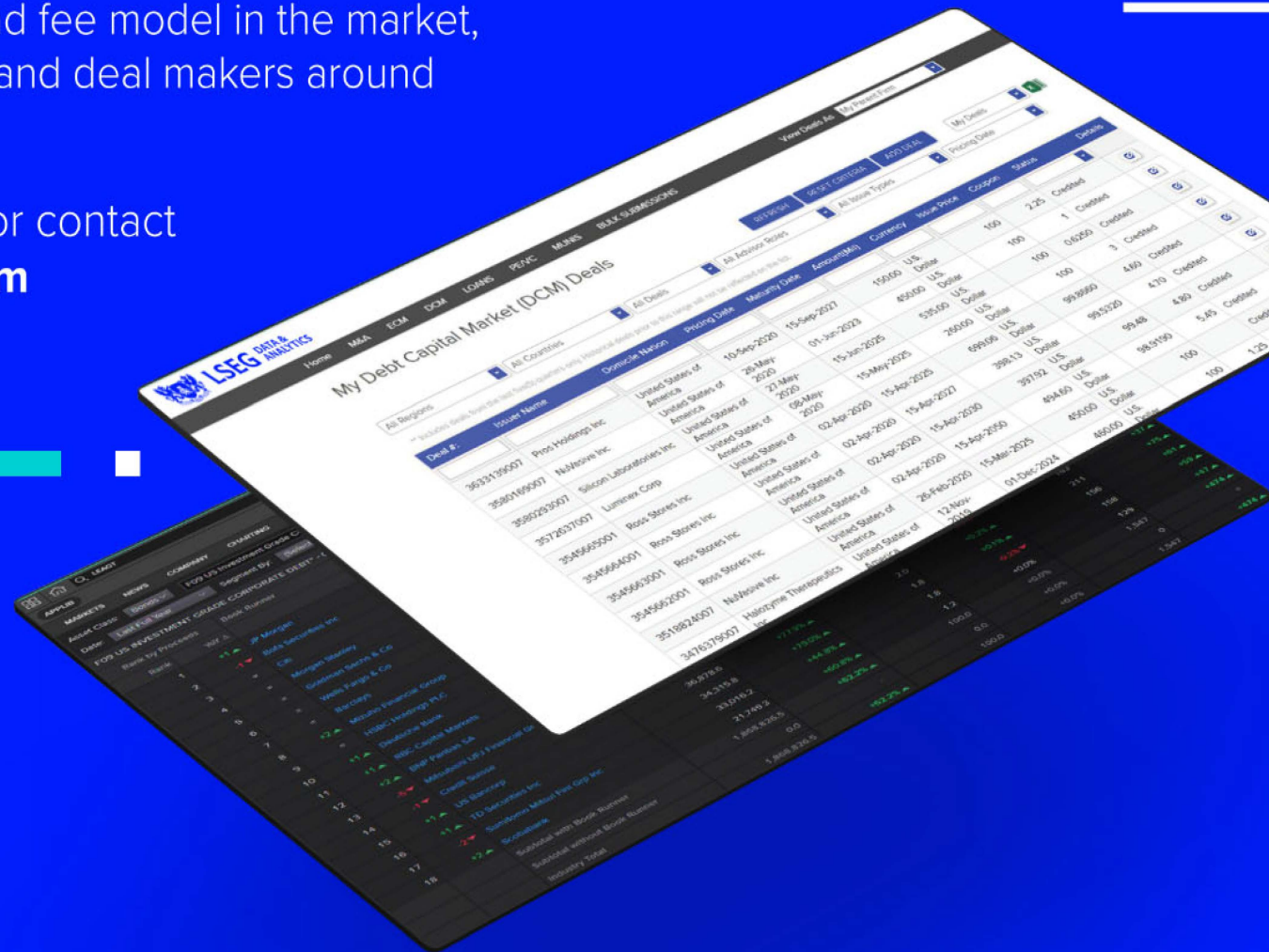
Regional rankings are determined by the location of the target company in the specified region.

While LSEG Data & Analytics has used reasonable endeavors to ensure that the information provided in this document is accurate and up to date as at the time of issue, neither LSEG Data & Analytics nor its third party content providers shall be liable for any errors, inaccuracies or delays in the information, nor for any actions taken in reliance thereon, nor does it endorse any views or opinions of any third party content provider. LSEG Data & Analytics disclaims all warranties, express or implied, as to the accuracy or completeness of any of the content provided, or as to the fitness of the content for any purpose to the extent permitted by law. The content herein is not appropriate for the purposes of making a decision to carry out a transaction or trade and does not provide any form of advice (investment, tax, legal) amounting to investment advice, nor make any recommendations or solicitations regarding particular financial instruments, investments or products, including the buying or selling of securities. LSEG Data & Analytics has not undertaken any liability or obligation relating to the purchase or sale of securities for or by any person in connection with this document.

Make your deal count

LSEG has the leading proprietary and independent investment banking League Table rankings and fee model in the market, relied upon by the financial press and deal makers around the world.

Visit lseg.group/Contributions or contact our team at contribute@lseg.com



LSEG DATA & ANALYTICS